

OTTOSTUMM
distinctive steel window systems

METALFORM™



FerroFinestra®
W75TB Profile

OTTOSTUMM
distinctive steel window systems

METALFORM™

FerroFinestra®
W75TB Profile

OTTOSTUMM
distinctive steel window systems

METALFORM™

FerroFinestra® **W75TB Profile**

FerroFinestra, literally meaning “window iron”, stands for an accurate selection of hot rolled, cold formed and laser welded steel window profiles.

Steel windows have been, and still are, the preferred choice of architects. Especially when their function is not to close a hole in a wall but a significant contribution to the character and overall appearance of a building. The minimalist aesthetics of solid hot rolled steel profiles and their ability to shape windows is unique. Their slender lines appear to lose weight and give lightness to the frames, emphasizing the transparency of a façade. This elegance is difficult to match with the bulky profiles of alternative materials.

FerroFinestra®
W75TB Profile

Steel | Cor-ten Steel | Stainless Steel

The new FerroFinestra W75 TB system, which has been presented to the public for the first time at Bau 2019 in Munich, is the latest development from Ottostumm.

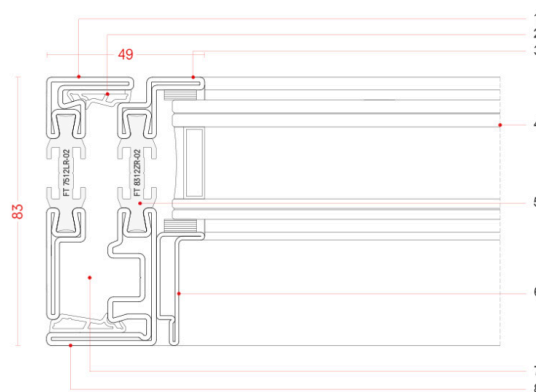
The slim lines and its visible and tactile surface structures have a strong emotional impact on the viewer. The system, consisting of 25 profile geometries, represents the most technologically advanced thermally insulated steel window system in our portfolio. The profile depth of 75 mm allows to accommodate highly energy-efficient insulating glazing up to 52 mm and the fiberglass-reinforced polyamide insulator guarantees excellent thermal insulation, making the system ideal for projects in climatically demanding regions, where energy-saving regulations are extremely high.

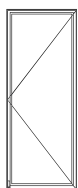
In addition to classic strip galvanizing, we also offer bright steel (not galvanized), cor-ten steel and stainless steel (1.4404) versions. The assortment is rounded off by a wide range of exclusive fittings and accessories reproduced from original designs of the modern age. This allows the realization of all common opening types (inside and outside opening) for windows and doors, including tilt and turn windows. The system is available with a flush or overlapping design.



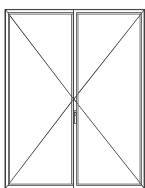
Features of W75TB

1. 1.5 mm tubular profiles in bright steel, galvanized steel, cor-ten steel and stainless steel 1.4404
2. Mechanically fixed rebate gaskets
3. Very slender flush or overlapping sightlines
4. Profiles accommodate high-performance glazing
5. High performance thermal barrier
6. Wide range of square and angular glazing beads
7. Visible and concealed hardware
8. Fixed glazing, single-sash and double-sash, side-hung and bottom-hung windows opening inwards and outwards, top-hung, tilt and turn windows, vertical and horizontal pivoting windows, window and doors opening inwards and outwards

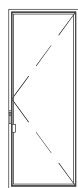




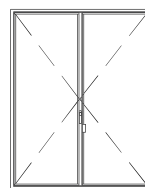
Single leaf
side-hung window
inward opening




Double leaf
side-hung window
inward opening



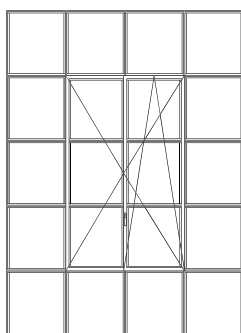
Single leaf
side-hung window
outward opening



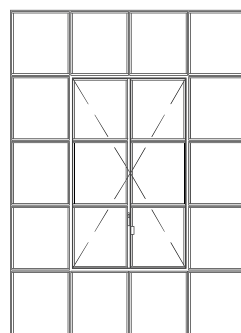
Double leaf
side-hung window
outward opening



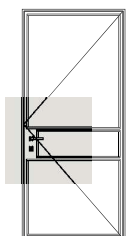
Double leaf
side-hung window
inward opening – industrial



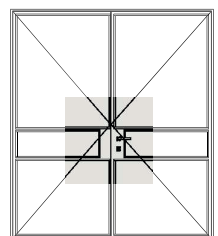
Double leaf
tilt & turn window
inward opening – industrial



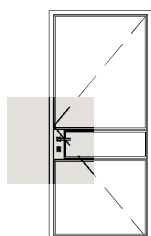
Double leaf
side-hung window
outward opening – industrial




Single leaf door
inward opening



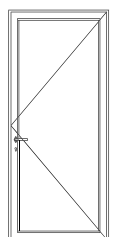
Double leaf door
inward opening




Single leaf door
outward opening



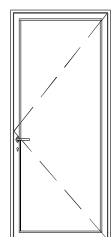
Double leaf door
outward opening




Single leaf door
inward opening



Double leaf door
inward opening



Single leaf door
outward opening

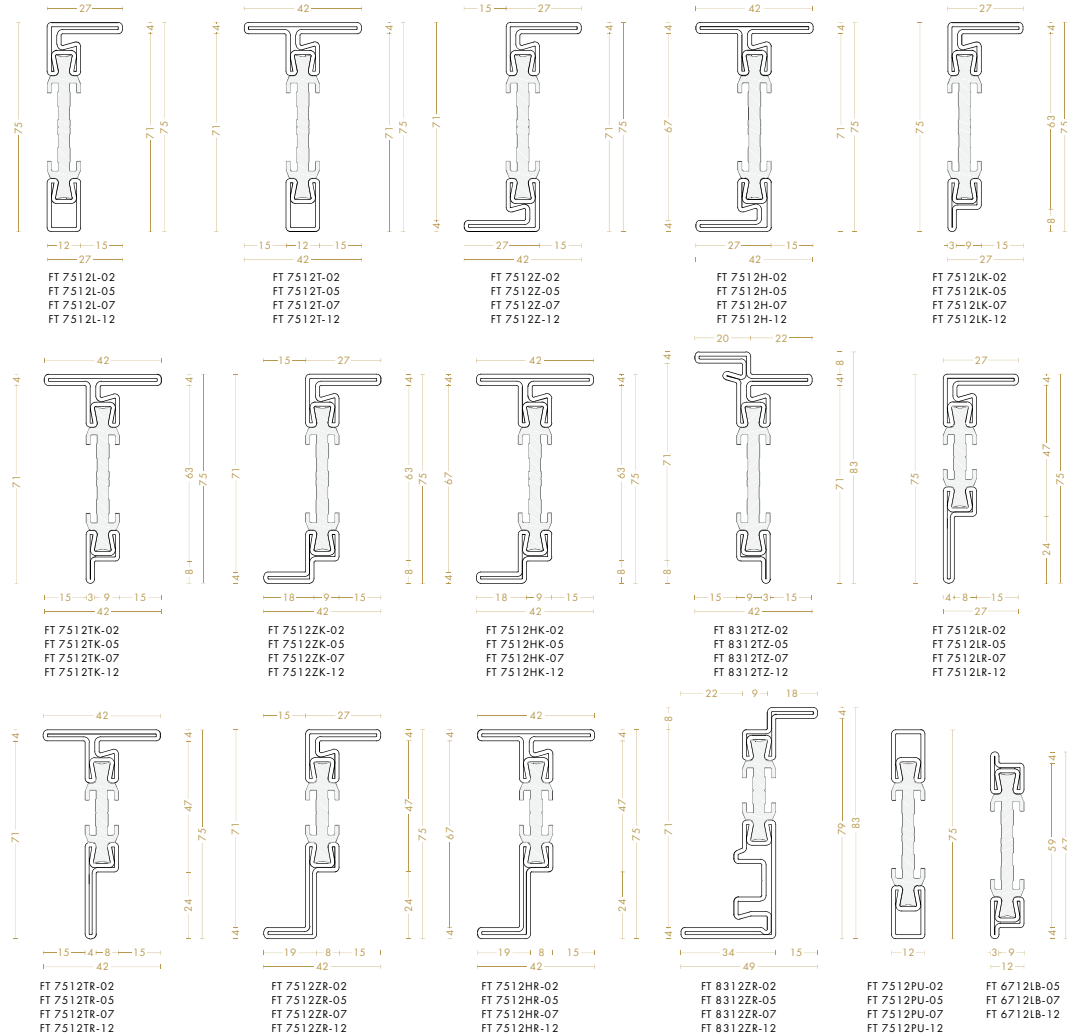


Double leaf door
outward opening

FerroFinestra W75 TB

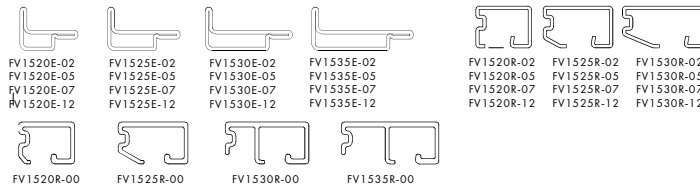
Profile range – windows

-02 Galvanized Steel -05 Stainless Steel AISI 316L 2B -07 Cor-Ten Steel -12 Bright Steel



Glazing beads

-00 Aluminium -02 Galvanized Steel -05 Stainless Steel AISI 316L 2B -07 Cor-Ten Steel -12 Bright Steel



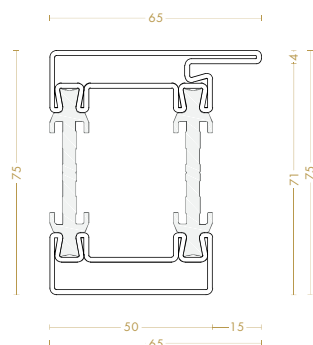
Gaskets

-60 EPDM Black -61 Neoprene -62 PVC

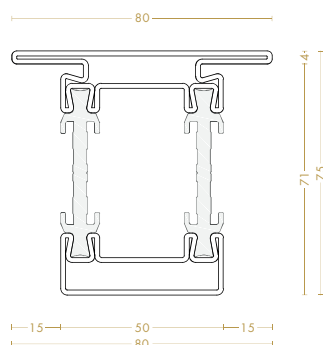


Profile range – doors

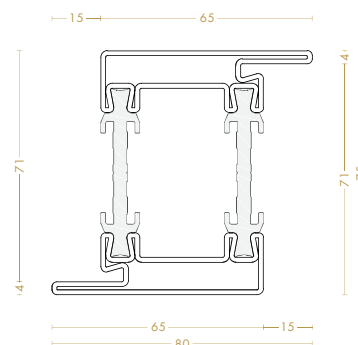
-02 Galvanized Steel -05 Stainless Steel AISI 316L 2B -07 Cor-ten Steel -12 Bright Steel



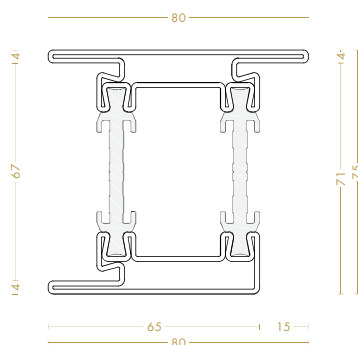
FT 7550LF-02
FT 7550LF-05
FT 7550LF-07
FT 7550LF-12



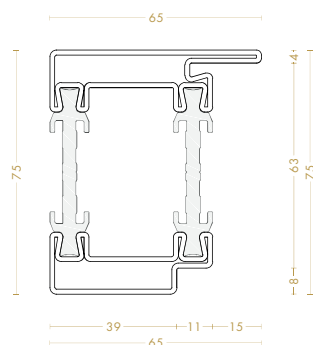
FT 7550TF-02
FT 7550TF-05
FT 7550TF-07
FT 7550TF-12



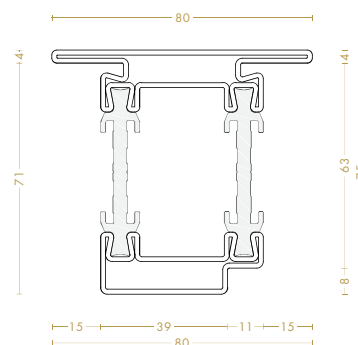
FT 7550ZF-02
FT 7550ZF-05
FT 7550ZF-07
FT 7550ZF-12



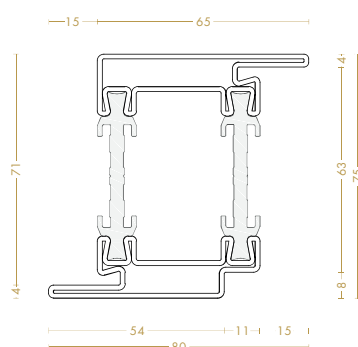
FT 7550HF-02
FT 7550HF-05
FT 7550HF-07
FT 7550HF-12



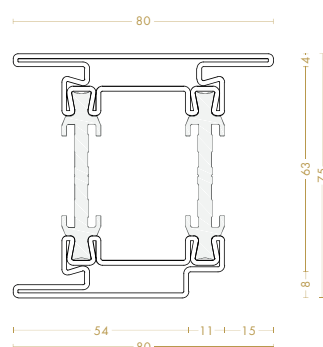
FT 7550L-02
FT 7550L-05
FT 7550L-07
FT 7550L-12



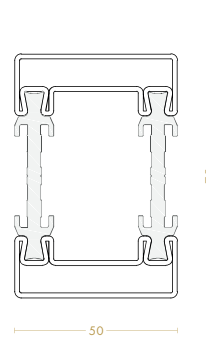
FT 7550T-02
FT 7550T-05
FT 7550T-07
FT 7550T-12



FT 7550Z-02
FT 7550Z-05
FT 7550Z-07
FT 7550Z-12



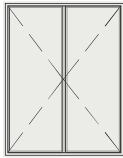
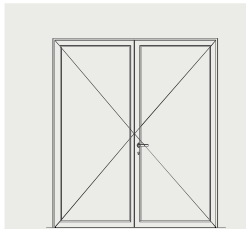
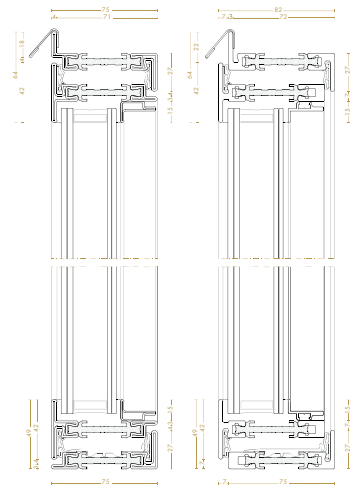
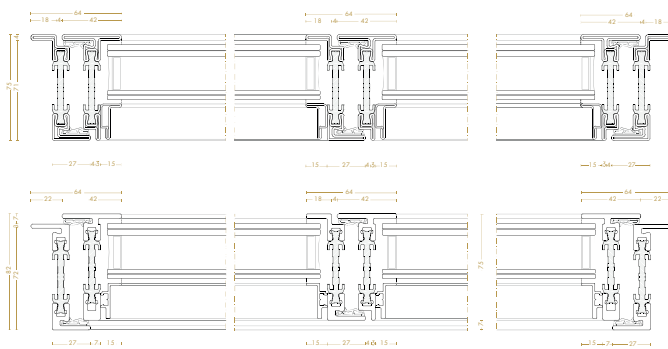
FT 7550H-02
FT 7550H-05
FT 7550H-07
FT 7550H-12



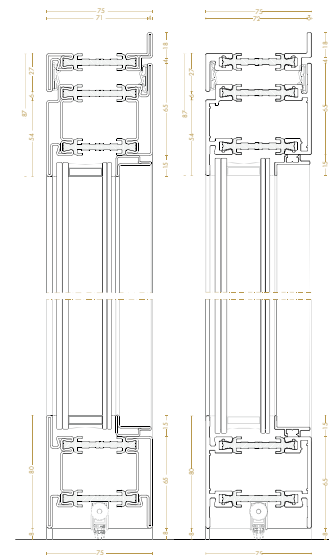
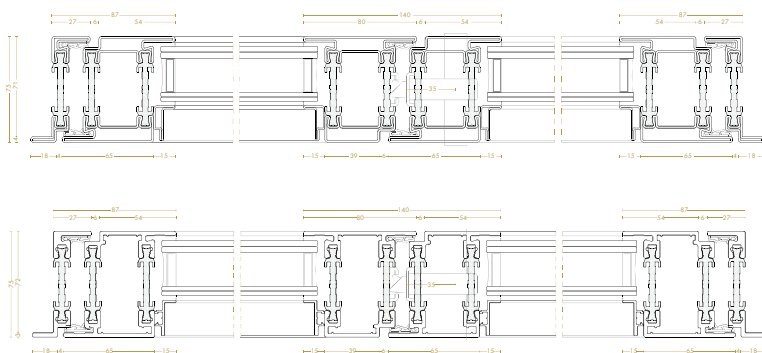
FT 7550PU-02
FT 7550PU-05
FT 7550PU-07
FT 7550PU-12

FerroFinestra W75 TB | BronzoFinestra B75 TB

EXAMPLES OF APPLICATIONS

Double leaf side-hung window
outward opening

Double leaf door
inward opening



METALFORM™

Here to talk

Orion House
Barnhill
Stamford
PE9 2AE

sales@metalform.uk
projects@metalform.uk

+44 (0) 1780 437995

facebook.com/metalformuk
instagram.com/metalform_europe
linkedin.com/company/metalform-group
pin.it/61AyQIm

metalform.uk